



National Marine Manufacturers Association

nmma.org

ECONOMIC SIGNIFICANCE OF RECREATIONAL BOATING IN MICHIGAN

CONGRESSIONAL DISTRICT 14

Number of Recreational Boats*	16,161
Recreational Boating Industry Businesses	36
Total Jobs	1,791
Annual Recreational Boating-Related Spending	\$92.4 MILLION

TOTAL ANNUAL ECONOMIC IMPACT OF RECREATIONAL BOATING:



\$221.5 MILLION



RECREATIONAL BOATS IN MI-14

TOTAL BOATS* **16,161**

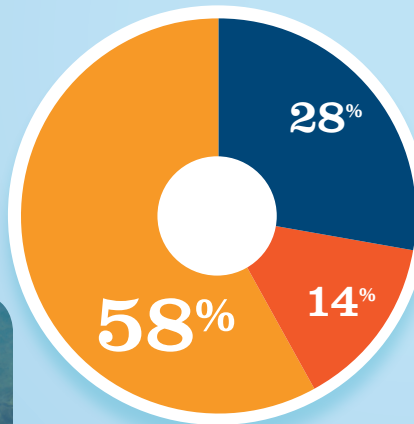
REGISTERED BOATS	16,161
Power boats	12,214
PWCs	2,611
Sailboats	1,319
Other Boats	17
HOUSEHOLDS PER BOAT	16.7




* Total boats are registered boats as reported by states to the USCG.

RECREATIONAL BOATING CREATES JOBS IN MI-14

TOTAL BOATING JOBS	375
Boat Building	-
Motor / Engine Mfgr.	-
Accessory / Supplies Mfgr.	218
Dealers / Wholesalers	52
Boat Services	105

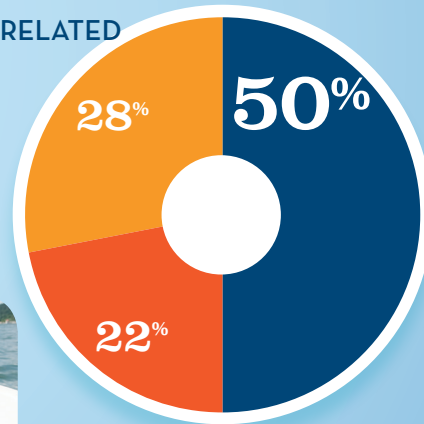


BOAT BUILDING † 0%
MOTOR/ENG. MFGR. † 0%
ACC./SUPPLIES MFGR. 58%
DLRS/WHOLESALERS 14%
BOAT SERVICES 28%



RECREATIONAL BOATING-RELATED BUSINESSES IN MI-14

TOTAL BUSINESSES	36
Boat Building	-
Motor / Engine Mfgr.	-
Accessory / Supplies Mfgr.	10
Dealers / Wholesalers	8
Boat Services	18

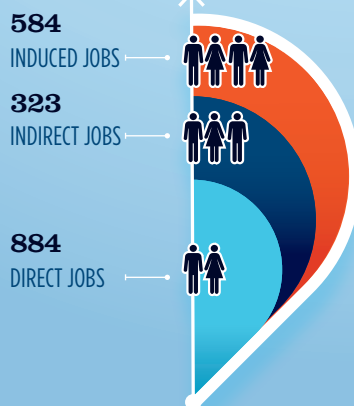


BOAT BUILDING † 0%
MOTOR/ENG. MFGR. † 0%
ACC./SUPPLIES MFGR. 28%
DLRS/WHOLESALERS 22%
BOAT SERVICES 50%



ESTIMATED JOBS IMPACT OF RECREATIONAL BOATING-RELATED SPENDING IN MI-14

EST. TOTAL JOBS	1,791
EST. TOTAL LABOR INCOME (MILLIONS)	\$74.2
Est. Direct Income	\$30.8
Est. Indirect Income	\$17.9
Est. Induced Income	\$25.5



RECREATIONAL BOATING INDUSTRY SALES IN MI-14

Boat Building	\$0.0	\$0.0 MILLION
Motor / Engine Mfgr.	\$0.0	\$0.0 MILLION
Accessory / Supplies Mfgr.	\$54.6	\$54.6 MILLION
TOTAL MFG. SALES	\$54.6	
Dealers / Wholesalers	\$23.6	\$23.6 MILLION
Boat Services	\$20.3	\$20.3 MILLION
TOTAL RETAIL & SERVICES SALES	\$43.9	

BOAT BUILDING
MOTOR/ENG. MFGR.
ACC./SUPPLIES MFGR.
DLRS/WHOLESALERS
BOAT SERVICES

Source: NMMMA's Center of Knowledge; Recreational Marine Research Center at Michigan State University